

Sliding Door Hardware



We take the worry out of
protecting what's valuable to you.
Lockwood: *no worries*®

LOCKWOOD

ASSA ABLOY

25YEAR

**MECHANICAL
WARRANTY**

www.lockweb.com.au

Contents



Patio Sliding

Door Lock

page 3



Patio Sliding

Mortice Lock

page 9



Cavity Sliding

Door Locks

page 14



680

Patio Bolt®

page 17

Patio Sliding Door Lock



Description

The Lockwood Onyx Patio Sliding Door Lock incorporates advanced security and safety features making this product the ideal choice for sliding patio door applications.

Style and Function

This range takes design cues from contemporary architectural styling and complements several of Lockwood's most popular levers to provide a harmonious look and feel throughout the home.

The functionality of the range has been enhanced by the intuitive operation of the unique sliding snib and the innovative LockAlert® feature that indicates the lock status at a glance.

Application

Surface mounted lockset suitable for use with most aluminium and timber sliding doors.

The flexible chassis coupled with innovative design features results in a non-handed product that is extremely easy to install and suitable for new and most retrofit applications.

Product Details

Door Thickness	19mm to 50mm with the standard screw fixing pack provided
Finishes	Black Powdercoat (BLK) Silver Powdercoat (SIL) White Powdercoat (WH) Satin Chrome Pearl (SP)
Fixing	Surface mounted lockset with concealed fixing. Industry standard 82mm pitching centres.
Handing	Unique modular design allows for non handed installation.
Keying	Supplied individually keyed with two keys per lock with 78,000 key combinations. Key blank KB2015P. Restricted keying also available on special request.
Materials	Zinc diecast construction & Brass cylinders.* *Satin Chrome Pearl finish.

Note: Other plated and powdercoated finishes available as special order.

Product Range

A wide selection of furniture options are available in the range to suit various sliding door applications. The range includes internal D handles and slim pulls and a variety of external furniture and strike options.



Kinetic Defence®
Bump and pick resistant.

Standards and Compliance

S4 (Security) Australian Lock Standard (AS4145.2.2008)

D8 (Durability) Australian Lock Standard (AS4145.2.2008)



DualSelect®
Turn the key for safety mode. Turn the key further to select secure mode.



Twin Locking Beaks
For added security.



LockAlert®
Interior Indicator shows lock status at a glance.



Secure Mode
Securely locked from both inside and outside. For when nobody is home.



Door Close Detect (DCD)
Anti slam feature protects from accidental damage and ensures door is closed before being latched or locked.



2 Keys Included
Can be keyed alike to other Lockwood door locks.



Timber



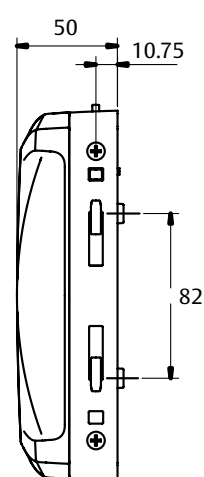
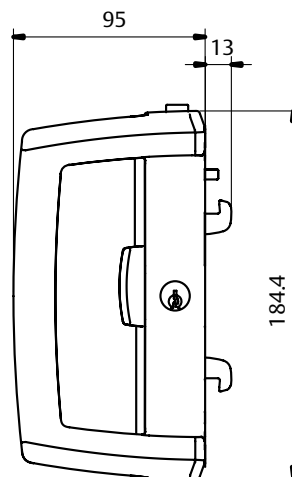
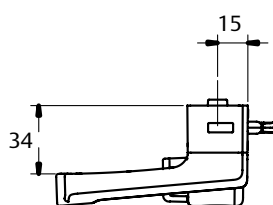
Aluminium

Patio Sliding Door Lock

D Inner Handle



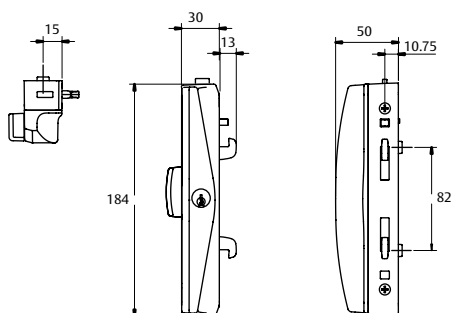
Interior



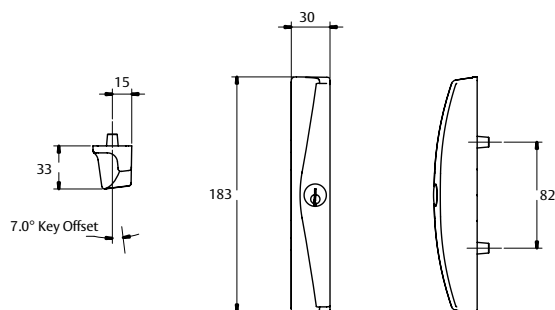
9A

Patio Sliding Door Lock

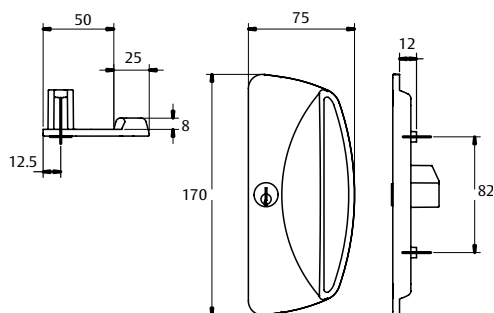
1. Slim Inner Pull



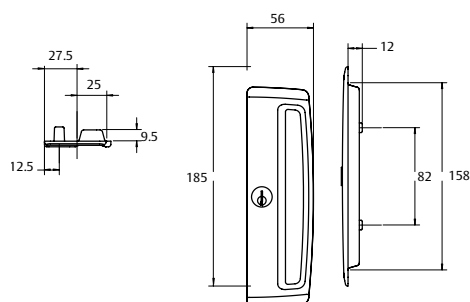
2. Slim Outer Pull



3. Flat Outer Pull

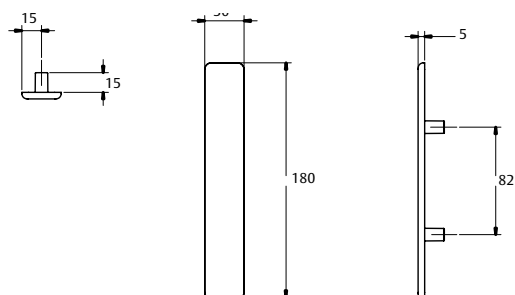


4. Mortice Outer Pull

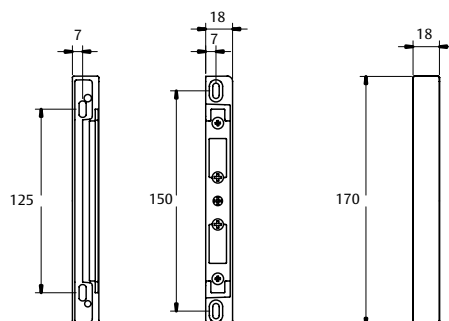


Patio Sliding Door Lock

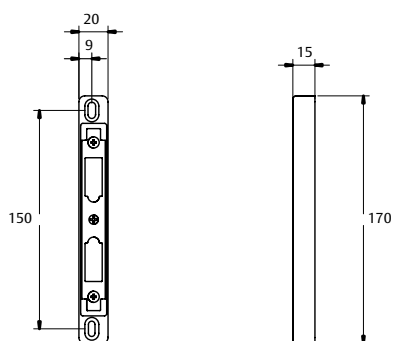
Strikes



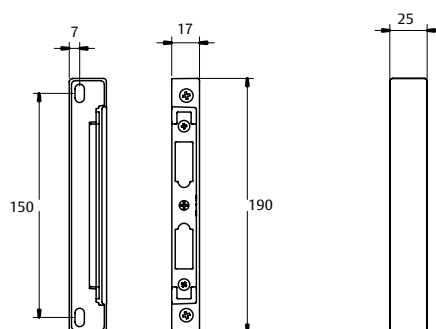
1. Surface (Front) Fix



2. Universal Fix

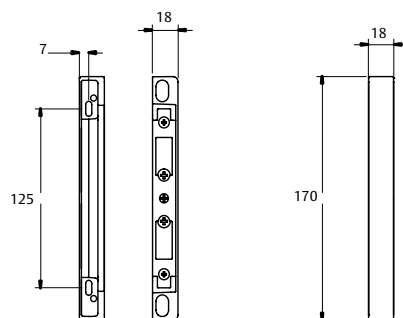


3. Extra Width Surface Fix



Patio Sliding Door Lock

4. Side (Face) Fix



5. Surface 15mm Fix

Patio Sliding Door Lock

Ordering Information

Sample part number 9A1B2/5PBLK is made up of several sections.
Choose your product by selecting an option from each section.

For example:

Platform / Suite	Internal Furniture	External Furniture	Strike	Cylinder	Finish
9A	1	B	2	5P	BLK

Platform / Suite	External Furniture	Strike
Lockwood Patio Door, Style A 9A	No External Furniture * X	No Strike 0
	Slim Pull Locking A	Surface (Front) Fix 1
	Slim Pull Non Locking B	Universal Fix 2
	Flat Outer Pull Locking C	Extra Width Surface Fix 3
	Flat Outer Pull Non Locking D	Side (Face) Fix 4
	Mortice Pull Locking E	Surface 15mm Fix 5
	Mortice Pull Non Locking F	
	Cover Plate G	
	D Handle Locking H	
	D Handle Non Locking	
Internal Furniture		Cylinder
No Internal Furniture * 0		5 pin Cylinder/s 5P
D Handle Locking 1		6 pin Cylinder/s 6P
D Handle Non Locking 2		No Cylinders NC
Slim Pull Locking 3		– order cylinder separately
Slim Pull Non Locking 4		Non Keyed Lockset XX
D Handle Dummy 5		
Slim Handle Dummy 6		
DAS Handle Locking (D with aided snib) 7		
DAS Handle Non Locking (D with aided snib) 8		
		Finish
		Black BLK
		Silver SIL
		White WH
		Satin Chrome Pearl SP
		Polyester Powder Coat* PPC

Furniture comes complete with lock or dummy chassis and fixing screw pack to suit 19 – 50mm thick doors.

* No internal furniture option will also come less lock chassis.

* Exterior furniture plate is required to fix internal furniture to door with through screws.

* Specify colour (Dulux number), additional lead time and costs apply.

^ Part number convention is for reference only, not all possible combinations will be available as a pre packed lockset. Some configurations will need to be made up of sub-assemblies. i.e. Two or more line items may be required to make up desired configuration.

Patio Sliding Mortice Lock



Description

The Onyx Sliding Mortice lock combines modern styling with the enhanced security and performance of a mortice lock to offer the ultimate in residential sliding door hardware. Designed and made in New Zealand, the Onyx Sliding Mortice Lock is available in many popular two point combinations. For higher performance and security, optional four point combinations are available. Easy to operate by a key or snib and suitable for Aluminium and some timber doors up to 45mm thick, the Onyx Sliding Mortice Lock is a benchmark for style, function and security.

The flexible chassis coupled with innovative design features results in a non handed product that is easy to operate.

Product Details

Door Thickness	Up to 45mm thick
Finishes	Polyester Powdercoat (PPC) Satin Chrome Pearl (SP)
Handing	Non - Handed: Fully reversible for left and right hand applications
Keying	5 pin cylinder as standard
Materials	Zinc diecast construction & Brass cylinders
Options	Non-locking (Snib operated only), Deadlocking (key operated only), Dummy, Internal D Handle or Slimline furniture



Kinetic Defence®
Bump and pick resistant.



DualSelect®
Turn the key for safety mode. Turn the key further to select secure mode.



Twin Locking Beaks
For added security.



LockAlert®
Interior Indicator shows lock status at a glance.



Secure Mode
Securely locked from both inside and outside. For when nobody is home.



Door Close Detect (DCD)
Anti slam feature protects from accidental damage and ensures door is closed before being latched or locked.



2 Keys Included
Can be keyed alike to other Lockwood door locks.



Timber



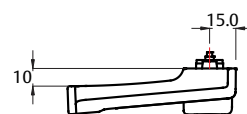
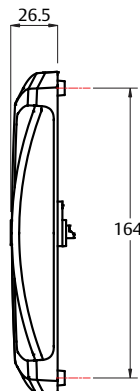

Aluminium

Patio Sliding Mortice Lock

Internal D Handle with Cylinder



Interior



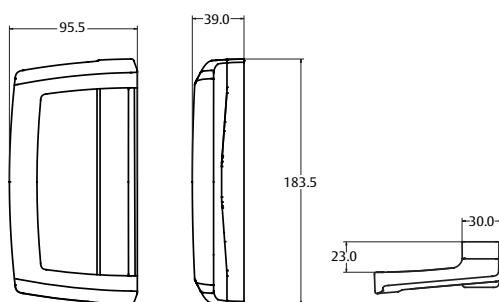
9M

Features and Specifications

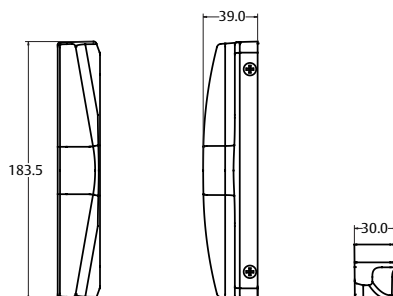
- Modern Onyx styling combined with a concealed mortice lock
- Door Close Detect button (DCD) anti slam feature protects locking beaks from accidental damage
- Opposing twin beaks prevent the door from being lifted off the track
- Snib action always moves upwards, regardless of door handing
- Includes square drive screws for improved performance against damage during installation
- The C4 cylinder can be easily rekeyed to existing C4 profile door and window locks

Patio Sliding Mortice Lock

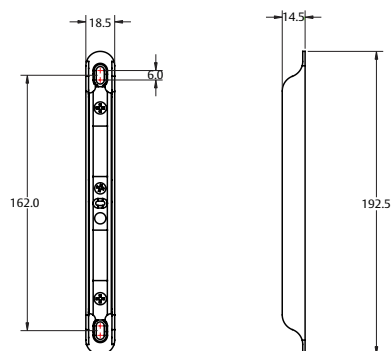
Dummy D Handle



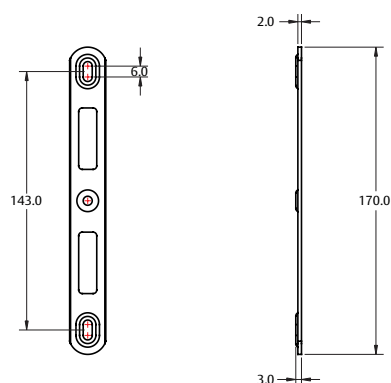
Internal Slim Dummy



Adjustable Strike

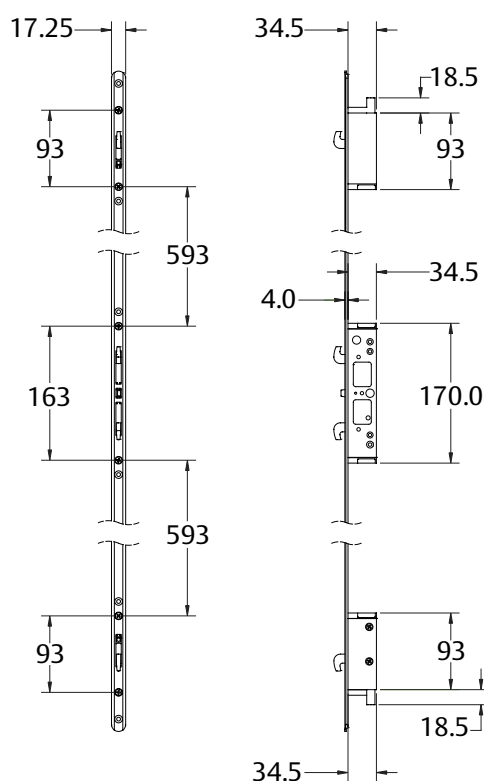


Flat Strike



Patio Sliding Mortice Lock

4. 4 Point Lock



Patio Sliding Mortice Lock

Ordering Information

Sample part number 9M1A6/5P2PPC is made up of several sections. Choose your product by selecting an option from each section.

Patio Sliding Mortice Door Lock Ordering Procedure

Platform / Suite	Internal Furniture	External Furniture	Strike	Cylinder	Locking Points	Finish
9M	1	A	6	5P	2	BLK

Platform / Suite	External Furniture	Cylinder	Finish
Onyx Sliding Mortice Lock 9M	No External Furniture X Slim Pull Locking A Slim Pull Non Locking B Cover Plate G	5 pin Cylinder/s 5P No Cylinders XX	Satin Chrome Pearl SP Polyester Powder Coat PPC

Internal Furniture	Strike	Locking Points
D Handle Locking 1 D Handle Non Locking 2 Slim Pull Locking 3 Slim Pull Non Locking 4 D Handle Dummy 5 Slim Handle Dummy 6	Universal Mortice Strike 6	2 point lock 2 4 point lock 4

Please note: Not all configurations are available as a prepacked lockset. Please refer to the Residential Price book for available part number combinations. Four Point locks are not available in Satin Chrome Pearl.

Available Part Numbers

4 Point Lock Combinations	Powder Coat	Satin Chrome Pearl
D inner, Slim outer with 5 Pin double cylinder	9M1A6/5P4PPC	
2 Point Lock Combinations	Powder Coat	Satin Chrome Pearl
D Inner, Slim Outer with 5 Pin double cylinder	9M1A6/5P2PPC	9M1A6/5P2SP
Desc - D Inner, Slim Outer with 5 Pin cyl (Flat Strike)	9M1A7/5P2PPC	9M1A7/5P2SP
D Inner, Outer Cover Plate, 5 Pin inner cylinder	9M1G6/5P2PPC	
D Inner, Slim Outer Dummy	9M5B0/XX2PPC	
Slim Inner, Slim Outer with 5 Pin double cylinder	9M3A6/5P2PPC	9M3A6/5P2SP
Slim Inner, Slim Outer, Non-locking Snib Only	9M4B6/XX2PPC	

Cavity Sliding Door Locks



Description

Lockwood's sliding door lock range is possibly the most innovative and aesthetically pleasing lock for a cavity sliding door in Australia. Combining elegance and ease of use, the Lockwood Cavity Sliding Door Lock range is ideal for any home décor and security solution.

Not only will the internal bathroom or lounge room sliding door have a contemporary look, but the interconnecting door from the garage to the laundry can be fitted with a key lockable entrance-set for security.

Features and Specifications

Designed in Australia for Australian specific market conditions

- Fitted flush against the panel of the sliding door for full recess into the door cavity
- Entrance, Privacy, Passage and Passage Latch models available for the complete residential solution

Retractable door pull

Designed after extensive research, the sliding cavity door lock features an innovative retractable door pull which combines style with functionality.

Product Details

Cross Drill	25mm
Door Thickness	32* to 40mm for timber doors *Requires spacer ring (included)
Finishes	Chrome Plate (CP) Satin Chrome Pearl (SP)
Latch Backset	60mm
Prep Hole	54mm
Strike	Box strike or pip strike (passage)
Materials	Furniture plate: Zinc Alloy Bolt: Nickel Plated Zinc (12.4mm projection) Bolt Beak: Stainless Steel Front End Plate: Stainless Steel Retractable Door Pull: Zinc Plated Strike Plate: Stainless Steel Strike Box: Zinc Plated Keys: Brass

Key lockable solution

The key lockable Entrance Set model protects sliding perimeter doors with the added confidence of Australian Standard compliance for AS4145.2-2008: Tested to exceed 30,000 turn cycles withstanding 3 kN of pull force.

Cavity Sliding Door Locks

7444 Entrance Set

Part Number	Finish
7444CPDP	Chrome Plate
7444SPDP	Satin Chrome Pearl

Outside

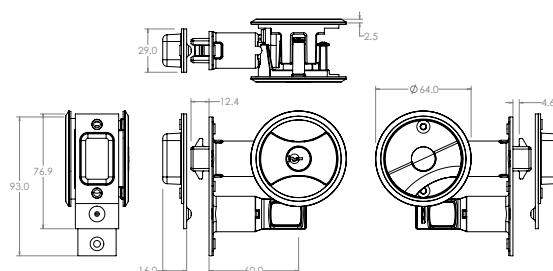
Locked or unlocked by key

Inside

Locked or unlocked by turn-plate



Kinetic Defence®
Bump and pick resistant.



Exterior

Interior

7400 Privacy Set

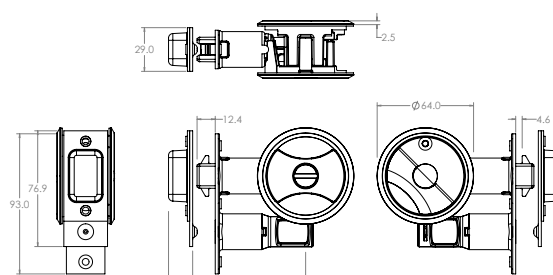
Part Number	Finish
7400CPDP	Chrome Plate
7400SPDP	Satin Chrome Pearl

Outside

Emergency release button opened by coin or screwdriver

Inside

Locked or unlocked by turn-plate



Exterior

Interior

Cavity Sliding Door Locks

7410 Passage Latch Set

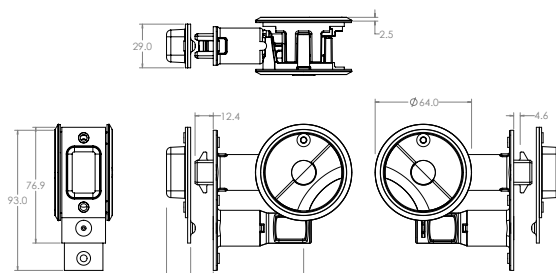
Part Number	Finish
7410CPDP	Chrome Plate
7410SPDP	Satin Chrome Pearl

Outside

Locked or unlocked by turn-plate

Inside

Locked or unlocked by turn-plate



Exterior

Interior

7450 Passage Set

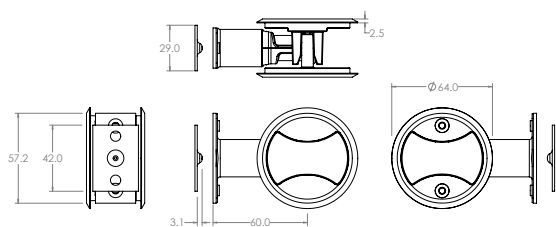
Part Number	Finish
7450CPDP	Chrome Plate
7450SPDP	Satin Chrome Pearl

Outside

Free to slide door at all times

Inside

Free to slide door at all times



Exterior

Interior

680 Patio Bolt®



Description

The Lockwood 680 Lockable Patio Bolt is a strong, heavy duty, surface mounted product designed to improve security in a range of residential sliding and hinge door applications.

It is easy to install and has been designed to suit a wide range of aluminium and timber sliding patio and hinge door applications.

It is offered in chrome plate, satin chrome pearl and a range of powdercoat finishes.

Keying

Standard Keying

- Supplied individually keyed with two keys per lock
- 78,000 key combinations
- Key blank KB2015P

Restricted Special Keying

Lockwood locks can be keyed to a number of controlled and/or specially keyed systems. These range from legally protected keys to protect against unauthorised duplication, which can also include specially designed key systems such as master key systems, which allow for different levels of mechanical access control.

Product Details

Bolt	Steel, zinc plated
Bolt Head	Powder coat models: Moulded from ABS polymer. Plated models: Bright chrome plated high pressure zinc alloy.
Case	High purity high pressure zinc alloy
Cylinder	Solid brass 5 pin cylinder
Fixing	Concealed fixing by Phillips head screws

Please refer to Lockwood Keying Catalogue or contact your local sales office or customer service for specific information.



Kinetic Defence®
Bump and pick resistant.



2 Keys Included
Can be keyed alike to other Lockwood door locks.

Standards and Compliance

SL6

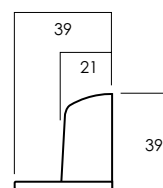
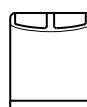
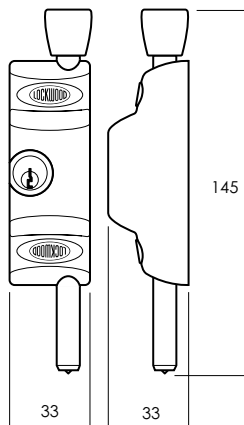
Exceeds Australian Standard 4145.2-2008, Mechanical Locksets for Doors and Windows in Buildings, to Level SL6

SL4

Exceeds Australian Standard 4145.2-2008, Mechanical Locksets for Doors and Windows in Buildings, with standard length bolt, to Level SL4 – with accessory extended length bolt.

680 Patio Bolt®

680 Patio Bolt



Ordering

680 Patio Bolt-Display Pack

Finish	Part Number	Cylinder
Chrome Plate	680-NCPDP	CP cylinder
Satin Chrome Pearl	680-NSPDP	SP cylinder
Black	680-NBLKDP	SP cylinder
Brown	680-NBRNDP	PB cylinder
Primrose	680-NPRMDP	PB cylinder
White	680-NWHDP	SP cylinder

Single 680 Patio Door Bolt

Standard Diecast Strike, Flat Strike and Ferrule Strike.

680 Patio Bolt-Trade Pack

Finish	Part Number
Chrome Plate	680-NCP
Satin Chrome Pearl	680-NSP
Black	680-NBLK
Brown	680-NBRN
Primrose	680-NPRM
White	680-NWH

Complete with Standard Diecast Strike

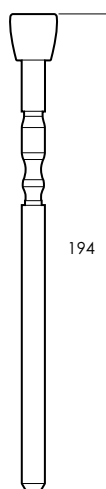
Two x 680 Patio Bolt-Display Pack

Finish	Part Number	Cylinder
Satin Chrome Pearl	680-N2SPDP	SP cylinder
Brown	680-N2BRNDP	PB cylinder
White	680-N2WHDP	SP cylinder

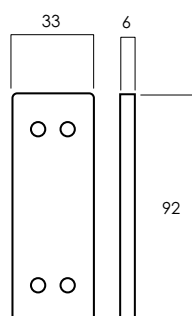
Two 680 Patio Door Bolts, Keyed Alike

Standard Diecast Strike, Flat Strike and Ferrule Strike.

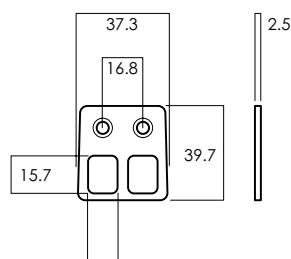
680 Patio Bolt® - Accessories



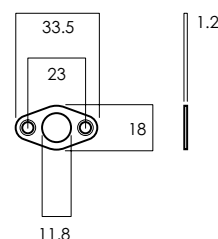
Extended Bolt



Case Packer



Flat Strike



Ferrule Strike

Spare Parts/Accessories

	Finish	Part Number	Description
Flat Strike	Zinc Plated Steel	680-N453	6mm thick case packer for use under the lock body
Case Packer	Plastic Black (6.0mm)	680-N316	Extended 50mm length bolt with black moulded plastic head
Extended Bolt - Extended by 50mm	Black	680-N210BLK	Standard diecast strike, flat strike and ferrule strike



Lockwood is the leading brand in the Australian locking industry. With an established reputation for high quality products, this iconic brand provides a wide range of locking solutions to residential housing, commercial building and industrial application markets. Lockwood is supported by an extensive distribution and after-sales support network. Our customers include retailers, architects, trade and industrial personnel, locksmiths and security dealers.

ASSA ABLOY is the global leader in door opening solutions, dedicated to satisfying end-user needs for security, safety and convenience.

ASSA ABLOY is represented in all major regions, in both mature and emerging markets, with leading positions in Australia, Europe and North America.



The Lockwood 25 Year Mechanical Warranty

Our belief that we manufacture the finest premium products available in today's market place is backed by the Lockwood 25 Year Mechanical Warranty, ensuring that Lockwood continues to keep Australians safe by delivering security and peace of mind.

For warranty terms and conditions, please visit www.lockweb.com.au or call 1300WARRANTY

ASSA ABLOY Australia Pty Ltd
235 Huntingdale Road
Oakleigh, Victoria, 3166
Australia

1300 LOCK UP (1300 562 587)
lockweb.com.au

ASSA ABLOY New Zealand Ltd
6 Armstrong Road
Albany, Auckland, 0632
New Zealand

info.nz@assaabloy.com
Telephone +64 9415 7111
assaabloy.co.nz

